

Iridium Certus® for Railways






Command Center

-  Schedule Adjustment
-  Route Set-Up & Adjustment
-  Proactive Incident Management
-  Speed Monitoring
-  Customer Information Updates







Satellite

Train Staff

-  Passenger Payment Transactions
-  Voice Calls to/from Operations Centers
-  Comms with Upcoming Stations
-  Internet Access
-  Email

Train Automation

-  Sensor Data (Braking, Speed, Engines, etc.)
-  Preventative Maintenance
-  Safety Applications
-  Collision Prevention



Antenna



Terminal



Smartphone



Wi-Fi



Sensors

